

# MetLife Stable Value Fund Series 25053 – Class 0

**Benchmark**  
 Money Market-Taxable

**Net Crediting Rate**  
 2.77%

**Overall Morningstar Rating™**  
 ★★★★★

**Morningstar Return**  
 Above Average

**Morningstar Risk**  
 Low

Out of 488 Stable Value investments. An investment's overall Morningstar Rating, based on its risk-adjusted return, is a weighted average of its applicable 3-, 5-, and 10-year Ratings. See disclosure page for details.

## Investment Information

### Investment Objective & Strategy

The primary investment objective of the Fund is to preserve principal while generating earnings at rates competitive over time with short-term high quality fixed income investments, while maintaining sufficient liquidity to provide Participant-Directed Withdrawals (as defined in the Declaration of Trust) at their proportionate share of Contract Value (as defined in the Declaration of Trust)

### Fees and Expenses

Total Annual Operating Expense Net	0.63%
Fees per \$1,000	\$6.30

### Portfolio Manager(s)

Management Team. Since 07-99

### Operations and Management

Inception Date	07-30-99
Trustee	Reliance Trust Company
Web Site	http://www.reliance-trust.com/
CUSIP	759522204
Wrap Provider	Metropolitan Life Insurance Co

### Morningstar Category: Stable Value

Stable value funds seek to provide income while preventing price fluctuations. The most common stable value funds invest in a diversified portfolio of bonds and enter into wrapper agreements with financial companies to guarantee against fluctuations in their share prices. The safety of these funds therefore depends on both the fund's investments as well as the financial strength of the insurance companies and banks that back the wrapper agreements.

### What do Stable Value Funds invest in?

Stable value funds tend to invest in high-quality bonds with short- to intermediate-term maturities. They also purchase insurance contracts which aim to provide price stability on a day-to-day basis. The horizontal axis of the Morningstar Fixed Income Style Box™ shows duration, a measure of how the funds price will change in response to interest-rate changes. Because stable value funds insurance contracts usually prevent any fluctuations in the funds prices, these funds are insulated from interest-rate volatility and their duration is effectively zero.

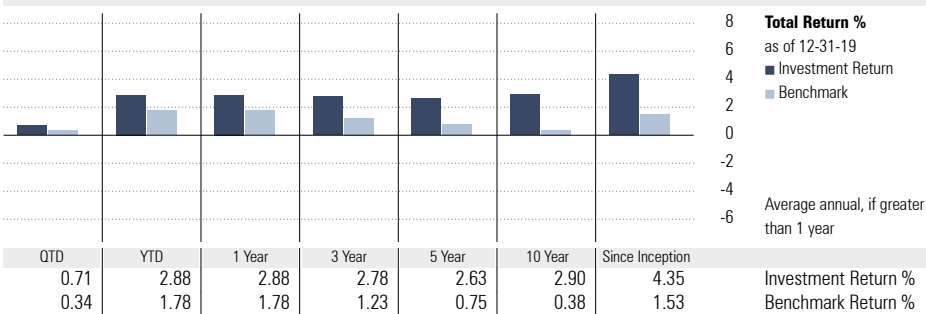
### Volatility Analysis

Investment



In the past, this investment has shown a relatively small range of price fluctuations relative to other investments. Based on this measure, currently more than two-thirds of all investments have shown higher levels of risk. Consequently, this investment may appeal to investors looking for a conservative investment strategy.

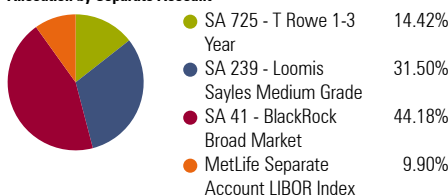
## Performance



**Performance Disclosure: (1) The Fund's returns are net of operating expenses applicable to the share class. Current performance may be lower or higher. Investment value will fluctuate, and shares, when redeemed, may be worth more or less than original cost. (2) Morningstar Money Market Average. This is an average of all the Money Market Funds in the Morningstar Principia database. - - - Current Fund crediting rates and rates of return are available by contacting Reliance\_CITgroup@fisglobal.com.**

## Portfolio Analysis

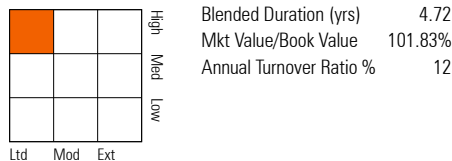
### Allocation by Separate Account



### Crediting Rates Class 0

Year	1st Qtr	2nd Qtr	3rd Qtr	4th Qtr
2015	2.62%	2.59%	2.51%	2.23%
2016	2.23%	2.28%	2.29%	2.41%
2017	2.43%	2.56%	2.63%	2.64%
2018	2.77%	2.89%	2.94%	2.99%
2019	2.95%	2.93%	2.85%	2.83%
	1st Qtr	2.77%		

### Morningstar Fixed Income Style Box™ as of 12-31-19



### Credit Analysis: as of 12-31-19

AM Best	A+
Fitch	AA-
Moody's Investors	Aa3
Standard & Poor's	AA-
> Average Credit Qual.	AA-

## Principal Risks

Credit and Counterparty, Extension, Inflation-Protected Securities, Prepayment (Call), Reinvestment, Long-Term Outlook and Projections, Loss of Money, Not FDIC Insured, Country or Region, High Portfolio Turnover, Income, Issuer, Interest Rate, Market/Market Volatility, Bank Loans, High-Yield Securities, Mortgage-Backed and Asset-Backed Securities, Municipal Obligations, Leases, and AMT-Subject Bonds, Restricted/Illiquid Securities, U.S. Government Obligations, Derivatives, Fixed-Income Securities, Maturity/Duration, Sovereign Debt, Investment-Grade Securities, Unrated Securities, Variable-Rate Securities, Zero-Coupon Bond

Please refer to the Fund's Offering Statement for more information.

For use with Institutions (Plan Fiduciary, Investment Professional and Authorized Agents of Plan Fiduciary) only, not for use with retail investors or the general public.

# Disclosure

## About the Fund

The Fund is a bank collective trust fund for which Reliance Trust Company serves as trustee and investment manager. The Fund is not FDIC-insured or registered with the Securities and Exchange Commission. Investors should carefully consider the fund's investment objectives, risks, charges and expenses before investing. To obtain an offering circular containing this and other information, contact us at Reliance\_CITGroup@FISglobal.com.

## About Metropolitan Life Insurance Company

For over 140 years MetLife has been one of the most trusted financial institutions in the United States and is a leading global provider of insurance, employee benefits and other financial services.

## General

This Fund is a bank collective trust fund for which Reliance Trust Company, an FIS Company, ("RTC") serves as trustee and investment manager. The Fund is not FDIC insured and is not guaranteed by Reliance Trust nor guaranteed by any governmental agency. Units of beneficial interest in the Fund are not registered under the Securities Act of 1933 in reliance on an exemption under that Act for interests in a collective trust fund maintained by a bank for certain types of employee benefit trusts.

Participation in the Fund is limited to eligible trusts that are accepted by the Trustee as participating trusts as more fully described in the Offering Statement.

## Performance

The performance information provided is historical and past performance is not a guarantee of future results. Current performance may be lower or higher than performance information shown.

RTC charges a total annualized fee for investment and administrative services equivalent to 0.62% of assets invested in the Fund. The fee will be calculated and accrued daily in the Fund's net asset value and will be paid from the Fund's assets monthly or quarterly as determined by RTC. These charges are reflected in the returns presented. Returns also include all income, realized and unrealized capital gains and losses, and all transactional and contract execution costs.

## Consider these risks before investing:

The Fund is not intended as a complete investment program, and there can be no guarantee that it will achieve its investment objective. No Fund is insured or guaranteed by any government agency, by the Trustee or by the Advisor. See also "Fund-Specific Risks" in the relevant Fund's appendix to the Offering Statement. The risk factors are not intended to be exhaustive and there may be other risks that should be taken into account in relation to an investment in a particular Fund.

## Fee and Expense Disclosure

The Fund shall have multiple class available for eligible participating trust as more fully described in the Offering Statement.

## Morningstar Rating™

The Morningstar Rating™ for funds, or "star rating", is calculated for managed products (including mutual funds, variable annuity and variable life subaccounts, exchange-traded funds, closed-end funds, and separate accounts) with at least a three-year history. Exchange-traded funds and open-ended mutual funds are considered a single population

for comparative purposes. It is calculated based on a Morningstar Risk-Adjusted Return measure that accounts for variation in a managed product's monthly excess performance, placing more emphasis on downward variations and rewarding consistent performance. The Morningstar Rating does not include any adjustment for sales loads. The top 10% of products in each product category receive 5 stars, the next 22.5% receive 4 stars, the next 35% receive 3 stars, the next 22.5% receive 2 stars, and the bottom 10% receive 1 star. The Overall Morningstar Rating for a managed product is derived from a weighted average of the performance figures associated with its three-, five-, and 10-year (if applicable) Morningstar Rating metrics. The weights are: 100% three-year rating for 36-59 months of total returns, 60% five-year rating/40% three-year rating for 60-119 months of total returns, and 50% 10-year rating/30% five-year rating/20% three-year rating for 120 or more months of total returns. While the 10-year overall star rating formula seems to give the most weight to the 10-year period, the most recent three-year period actually has the greatest impact because it is included in all three rating periods.

## Morningstar Return

The Morningstar Return rates a fund's performance relative to other managed products in its Morningstar Category. It is an assessment of a product's excess return over a risk-free rate (the return of the 90-day Treasury Bill) in comparison with the products in its Morningstar category. In each Morningstar category, the top 10% of products earn a High Morningstar Return (High), the next 22.5% Above Average (+ Avg), the middle 35% Average (Avg), the next 22.5% Below Average (- Avg), and the bottom 10% Low (Low). Morningstar Return is measured for up to three time periods (three, five, and 10 years). These separate measures are then weighted and averaged to produce an overall measure for the product. Products with less than three years of performance history are not rated.

## Morningstar Risk

Morningstar Risk evaluates a fund's downside volatility relative to that of other products in its Morningstar Category. It is an assessment of the variations in monthly returns, with an emphasis on downside variations, in comparison with the products in its Morningstar category. In each Morningstar category, the 10% of products with the lowest measured risk are described as Low Risk (Low), the next 22.5% Below Average (-Avg), the middle 35% Average (Avg), the next 22.5% Above Average (+ Avg), and the top 10% High (High). Morningstar Risk is measured for up to three time periods (three, five, and 10 years). These separate measures are then weighted and averaged to produce an overall measure for the product. Products with less than three years of performance history are not rated.

## Morningstar Style Box™

The Morningstar Style Box™ reveals a fund's investment style as of the date noted on this report.

For equity funds the vertical axis shows the market capitalization of the long stocks owned and the horizontal axis shows investment style (value, blend, or growth).

For fixed-income funds, the vertical axis shows the credit quality of the long bonds owned and the horizontal axis shows interest rate sensitivity as measured by a bond's effective duration.

Morningstar seeks credit rating information from fund companies on a periodic basis (e.g., quarterly). In compiling credit rating information Morningstar accepts credit ratings reported by fund companies that have been issued by all

Nationally Recognized Statistical Rating Organizations (NRSROs). For a list of all NRSROs, please visit <http://www.sec.gov/divisions/marketreg/ratingagency.htm>. Additionally, Morningstar accepts foreign credit ratings from widely recognized or registered rating agencies. If two rating organizations/agencies have rated a security, fund companies are to report the lower rating; if three or more organizations/agencies have rated a security, fund companies are to report the median rating, and in cases where there are more than two organization/agency ratings and a median rating does not exist, fund companies are to use the lower of the two middle ratings. PLEASE NOTE: Morningstar, Inc. is not itself an NRSRO nor does it issue a credit rating on the fund. An NRSRO or rating agency ratings can change from time-to-time.

For credit quality, Morningstar combines the credit rating information provided by the fund companies with an average default rate calculation to come up with a weighted-average credit quality. The weighted-average credit quality is currently a letter that roughly corresponds to the scale used by a leading NRSRO. Bond funds are assigned a style box placement of "low", "medium", or "high" based on their average credit quality. Funds with a low credit quality are those whose weighted-average credit quality is determined to be less than "BBB-"; medium are those less than "AA-", but greater or equal to "BBB-"; and high are those with a weighted-average credit quality of "AA-" or higher. When classifying a bond portfolio, Morningstar first maps the NRSRO credit ratings of the underlying holdings to their respective default rates (as determined by Morningstar's analysis of actual historical default rates). Morningstar then averages these default rates to determine the average default rate for the entire bond fund. Finally, Morningstar maps this average default rate to its corresponding credit rating along a convex curve.

For interest-rate sensitivity, Morningstar obtains from fund companies the average effective duration. Generally, Morningstar classifies a fixed-income fund's interest-rate sensitivity based on the effective duration of the Morningstar Core Bond Index (MCBI), which is currently three years. The classification of Limited will be assigned to those funds whose average effective duration is between 25% to 75% of MCBI's average effective duration; funds whose average effective duration is between 75% to 125% of the MCBI will be classified as Moderate; and those that are at 125% or greater of the average effective duration of the MCBI will be classified as Extensive.

For municipal bond funds, Morningstar also obtains from fund companies the average effective duration. In these cases static breakpoints are utilized. These breakpoints are as follows: (i) Limited: 4.5 years or less; (ii) Moderate: more than 4.5 years but less than 7 years; and (iii) Extensive: more than 7 years. In addition, for non-US taxable and non-US domiciled fixed income funds static duration breakpoints are used: (i) Limited: less than or equal to 3.5 years; (ii) Moderate: greater than 3.5 and less than equal to 6 years; (iii) Extensive: greater than 6 years.